

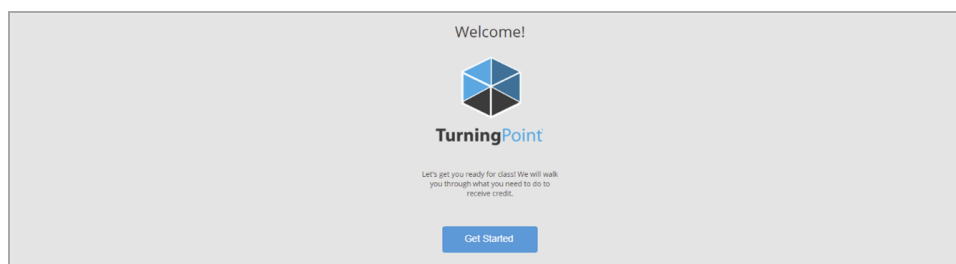
Blackboard® for TurningPoint Participants

- 1 Log in to Blackboard and select your **course**.
- 2 Click **account Registration Link** under **Tools** and click **Launch** if prompted.
- 3 Enter your **university email address** in the area provided.
- 4 Click **Create Account**.
- 5 Check your email. Click the **verification link**.
- 6 Enter all **required fields** as noted by the asterisks.

The screenshot shows the 'Create Account' form with the following fields and options:

- Email:** johnsmith@university.edu
- First Name *:** John
- Last Name *:** Smith
- Role *:** Student
- Country *:** United States
- Market *:** Higher Education
- Password *:** [masked]
- Confirm Password *:** [masked]
- Validation rules:**
 - At least 8 characters long
 - Contains at least one lowercase letter
 - Contains at least one uppercase letter
 - Contains at least one number
- Agreement:** By checking this, you agree to comply with the [End-User License Agreement](#) and [Terms of Use](#)
- Finish** button

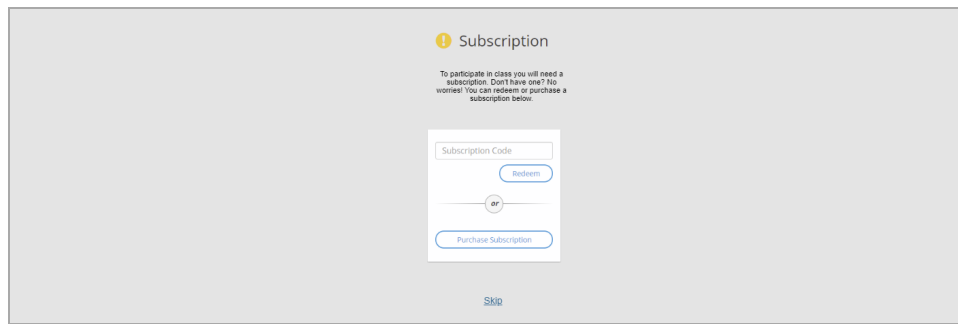
- 7 Click **Finish**.
The student registration page opens.
- 8 Click **Get Started**.



- 9 Enter your **subscription code** in the field provided and select **Redeem**.
Optionally, select **Purchase Subscription** to be directed to the Student Store.

IMPORTANT

Once your purchase is complete, click **Back to Profile** to complete registration.



Subscription

To participate in class you will need a subscription. Don't have one? No worries! You can redeem or purchase a subscription below.

Subscription Code

Redeem

or

Purchase Subscription

Skip

WARNING

You must have a subscription to participate and receive credit for your responses.

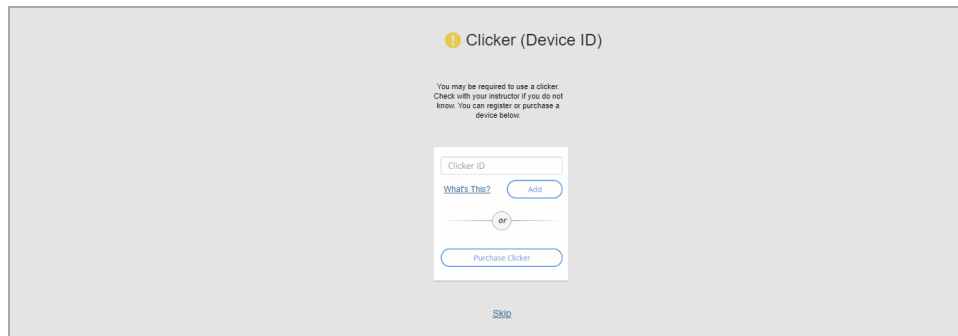
NOTE

If you are using TurningPoint App (the mobile application) instead of a clicker, you are ready to participate in class after you redeem your subscription code.

- 10 Click **Continue**.
- 11 If applicable, enter your **Clicker ID** in the field provided and select **Add**.
Optionally, select **Purchase Clicker** to be directed to the Student Store.

IMPORTANT

Once your purchase is complete, click **Back to Profile** to complete registration.



Clicker (Device ID)

You may be required to use a clicker. Check with your instructor if you do not know. You can register or purchase a device below.

Clicker ID

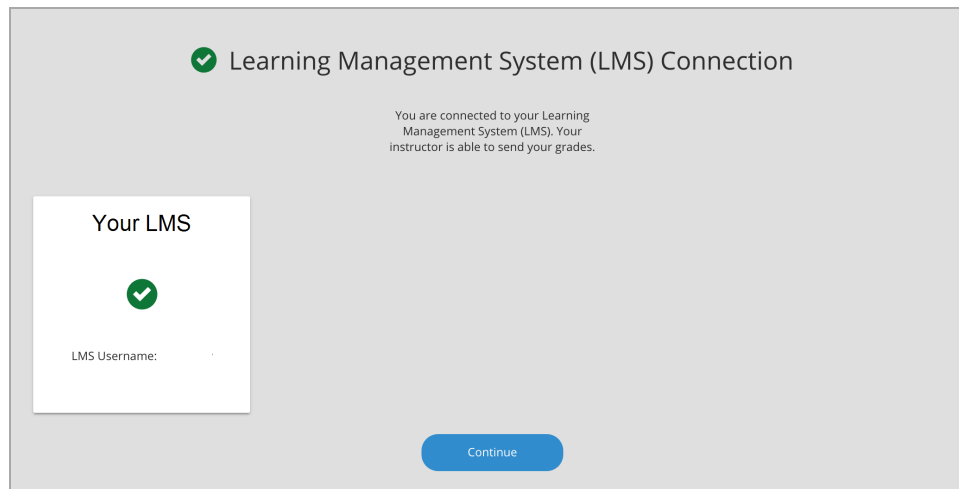
What's This? Add


or

Purchase Clicker

Skip

- 12 Click **Continue**.
The Learning Management System (LMS) Connection page is displayed.

**NOTE**

The  confirms you are connected to your LMS.

- 13 Click **Finish**.
Your profile page is displayed.

Contact Us

For additional help, contact Turning Technologies Technical Support.

Technical Support is available from 8 a.m. - 9 p.m. EST.

From within the contiguous United States, you can reach Technical Support toll-free by calling 866.746.3015. If you are calling from outside of the United States, please call +1 330.746.3015.

A technical support case can be created at support.turningtechnologies.com.