

Brightspace® for TurningPoint Participants

- 1 Log in to Brightspace and select your **course**.
- 2 Click **account Registration Link**.
- 3 Enter your **university email address** in the area provided.
- 4 Click **Create Account**.
- 5 Check your email. Click the **verification link**.
- 6 Enter all **required fields** as noted by the asterisks.

Create Account

1 Enter Account Information

Email

johnsmith@university.edu

First Name * John

Last Name * Smith

Role * Student

Country * United States

Market * Higher Education

Password *

Confirm Password *

At least 8 characters long

Contains at least one lowercase letter

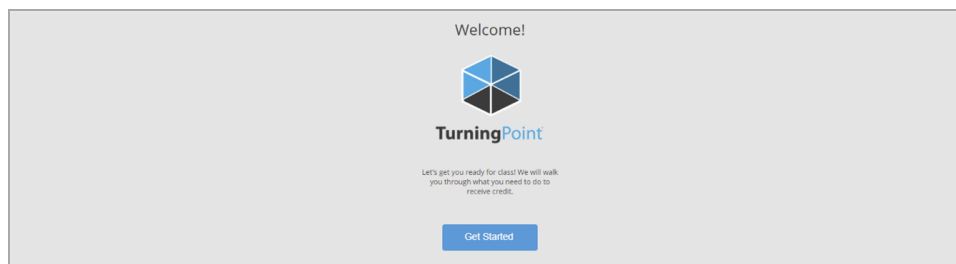
Contains at least one uppercase letter

Contains at least one number

By checking this, you agree to comply with the [End-User License Agreement](#) and [Terms of Use](#)

Finish

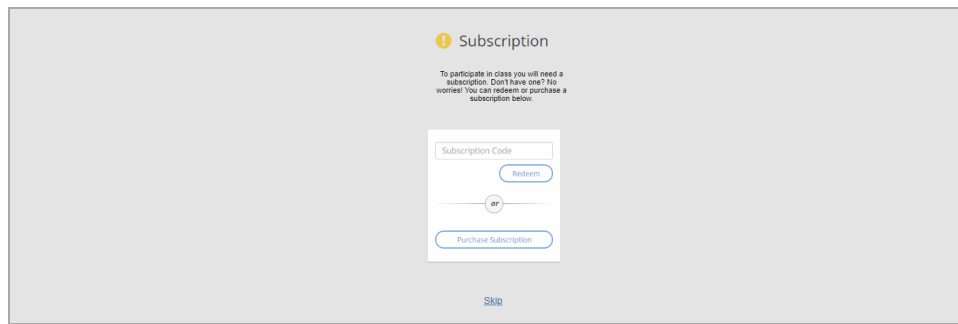
- 7 Click **Finish**.
The student registration page opens.
- 8 Click **Get Started**.



- 9 Enter your **subscription code** in the field provided and select **Redeem**.
Optionally, select **Purchase Subscription** to be directed to the Student Store.

IMPORTANT

Once your purchase is complete, click **Back to Profile** to complete registration.

**WARNING**

You must have a subscription to participate and receive credit for your responses.

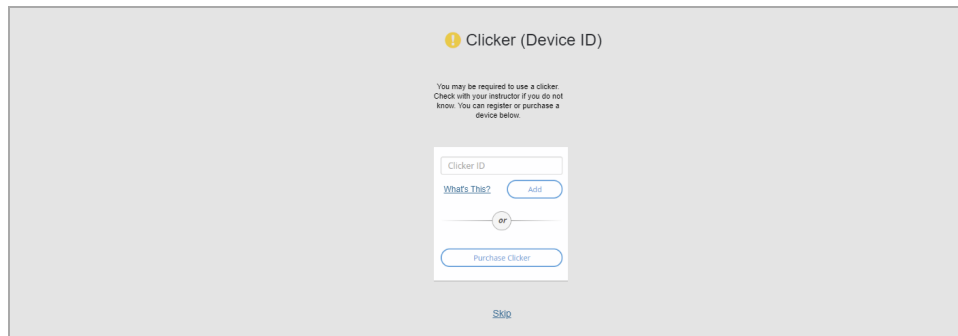
NOTE

If you are using TurningPoint App (the mobile application) instead of a clicker, you are ready to participate in class after you redeem your subscription code.

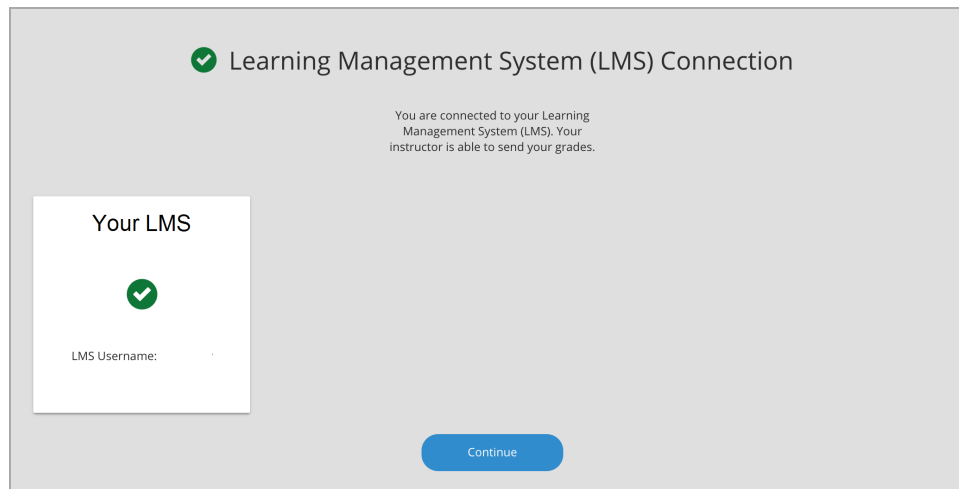
- 10 Click **Continue**.
- 11 If applicable, enter your **Clicker ID** in the field provided and select **Add**.
Optionally, select **Purchase Clicker** to be directed to the Student Store.


IMPORTANT

Once your purchase is complete, click **Back to Profile** to complete registration.



- 12 Click **Continue**.
The Learning Management System (LMS) Connection page is displayed.

**NOTE**

The  confirms you are connected to your LMS.

- 13 Click **Finish**.
Your profile page is displayed.

Contact Us

For additional help, contact Turning Technologies Technical Support.

Technical Support is available from 8 a.m. - 9 p.m. EST.

From within the contiguous United States, you can reach Technical Support toll-free by calling 866.746.3015. If you are calling from outside of the United States, please call +1 330.746.3015.

A technical support case can be created at support.turningtechnologies.com.