

Sakai® for TurningPoint Participants

- 1 Log in to Sakai and select your **course**.
- 2 Click **account Registration Link**.
- 3 Enter your **university email address** in the area provided.
- 4 Click **Create Account**.
- 5 Check your email. Click the **verification link**.
- 6 Enter all **required fields** as noted by the asterisks.

Create Account

1 Enter Account Information

Email
johnsmith@university.edu

First Name *
John

Last Name *
Smith

Role *
Student

Country *
United States

Market *
Higher Education

Password *
.....

Confirm Password *
.....

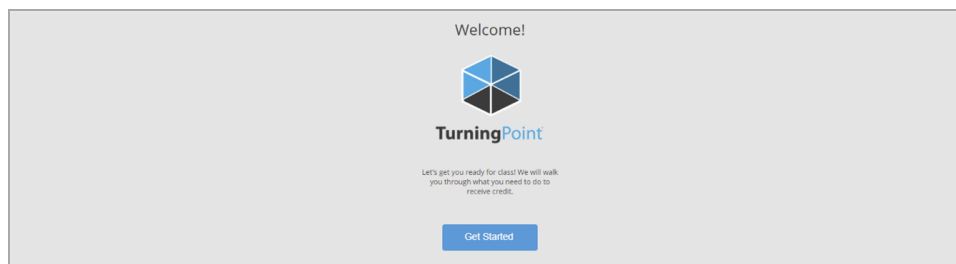
At least 8 characters long
 Contains at least one lowercase letter
 Contains at least one uppercase letter
 Contains at least one number

Matches the confirm password

By checking this, you agree to comply with the [End-User License Agreement](#) and [Terms of Use](#)

Finish

- 7 Click **Finish**.
The student registration page opens.
- 8 Click **Get Started**.



- 9 Enter your **subscription code** in the field provided and select **Redeem**.
Optionally, select **Purchase Subscription** to be directed to the Student Store.

IMPORTANT

Once your purchase is complete, click **Back to Profile** to complete registration.

Subscription

To participate in class you will need a subscription. Don't have one? No worries! You can redeem or purchase a subscription below.

Subscription Code

Redeem

or

Purchase Subscription

Skip

WARNING

You must have a subscription to participate and receive credit for your responses.

NOTE

If you are using TurningPoint App (the mobile application) instead of a clicker, you are ready to participate in class after you redeem your subscription code.

- 10 Click **Continue**.
- 11 If applicable, enter your **Clicker ID** in the field provided and select **Add**.
Optionally, select **Purchase Clicker** to be directed to the Student Store.

IMPORTANT

Once your purchase is complete, click **Back to Profile** to complete registration.

Clicker (Device ID)

You may be required to use a clicker. Check with your instructor if you do not know. You can register or purchase a device below.

Clicker ID

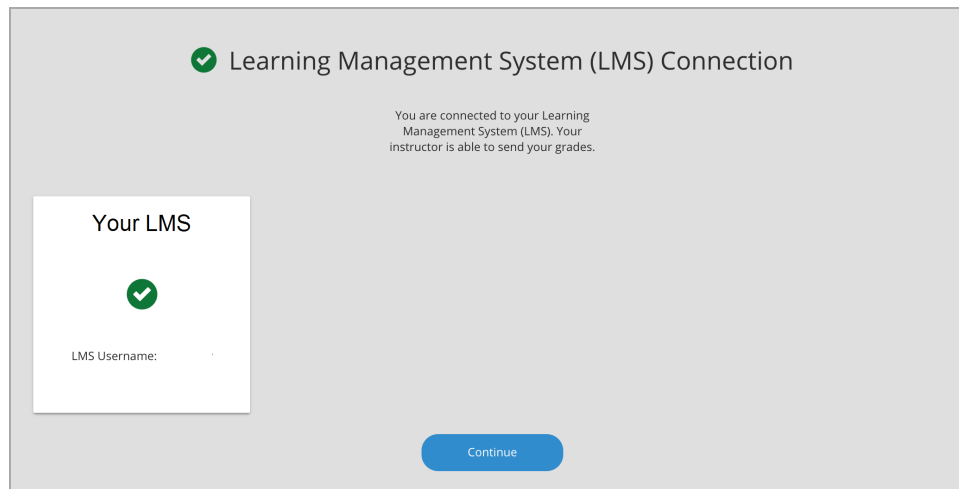
What's This? Add


or

Purchase Clicker

Skip

- 12 Click **Continue**.
The Learning Management System (LMS) Connection page is displayed.

**NOTE**

The  confirms you are connected to your LMS.

- 13 Click **Finish**.
Your profile page is displayed.

Contact Us

For additional help, contact Turning Technologies Technical Support.

Technical Support is available from 8 a.m. - 9 p.m. EST.

From within the contiguous United States, you can reach Technical Support toll-free by calling 866.746.3015. If you are calling from outside of the United States, please call +1 330.746.3015.

A technical support case can be created at support.turningtechnologies.com.